

## Turning On Notifications

When a payment item becomes available, School Cash Online can notify you via email. If you check this box, you will not receive junk mail or advertising, only notifications that a payment item is waiting.

- 1) Visit <https://sjasd.schoolcashionline.com/>
- 2) Choose Sign-In
- 3) Choose My Account, then check the box.

**School Cash Online** Home | Items | Payment History | **My Account**

[Home](#) > [My Account](#) > [Change Email Notifications](#)

### Change Email Notifications

I want to receive email notifications for new fees assigned to my student and updates on school-related activities.

## Making A Payment in your School Cash Online Account

- 1) Choose the items tab (a), then the student name tab (b), then click on the item link (c)

**School Cash Online** Home | **Items** | Payment History | My Account

[Home](#) > [Items](#)

### Items

Student	School	Item Name	Price	Due Date	
<input type="text"/>	Golden Gate Middle School	<a href="#">Gr. 8 Ski &amp; Snowboarding Trip 8 - Deposit</a> February 8 - 10/16 Aseissippi Ski Hill & V...-Park, Russell. MB - Deposit payment due by Monday,... <a href="#">View Item</a>	\$100.00	Dec 14/15	Optional

**Can't find an item?** Each school creates its own items for purchase and assigns them to its students. Once assigned, items will appear under the student's tab. If you can't find an item, the item may not be available for purchase, has expired, or is not assigned to your student.

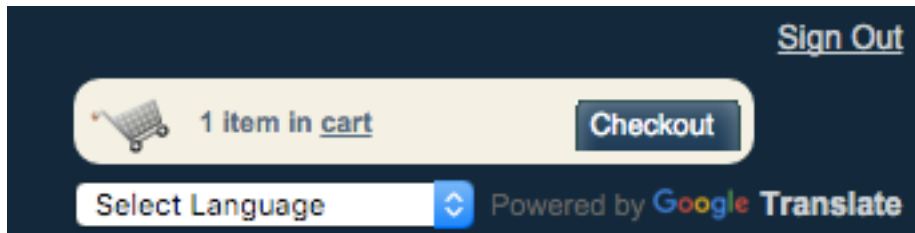
\*\*\* Please note that items have due dates associated with them. This means that a payment item may be issued ahead of time to give parents the option of paying early, but payment is not required until a later date. Please make note of the due date of items when choosing to pay now or pay later.

- 2) Choose

**Add To Cart**

\*\*\*\* You can add multiple items to your cart (if available) before checking out. To do so, return to the items tab, choose another item and choose add to cart.

3) At the top of the screen choose Checkout




4) Choose

5) Choose Payment Method

Credit Cards – Visa & Mastercard are accepted. If you do not have a credit card, you can use a pre-paid Visa or Mastercard which can be purchased at most grocery stores and convenience stores.

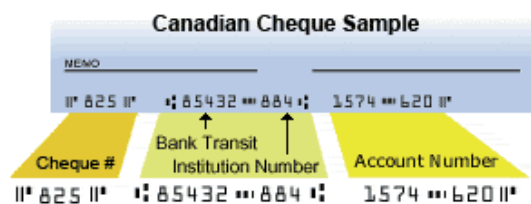
Echeck – This is a payment option that works exactly like a cheque. The funds would be directly withdrawn from your chequing account within 3 business days.

## Select Payment Method



**eCheck** is a digital representation of a paper check. eCheck will debit your bank account to pay for items and is available for use right away.

Account Type  Checking  Savings \*



Bank Transit Number  \*  
(5 Digits)

Institution Number  \*  
(3 Digits)

Account Number  \*\* \*

Usually found before the \*\* symbol. The exact location and number of digits may vary between banks.

Re-Enter Account Number:  \*\* \*